

# ARTICULATORS

# CANDULOR.

## We understand prosthetics since 1936.

Articulators for full, partial and hybrid dentures as well as implant prosthetics

### Pocket Portfolio

The CANDULOR Pocket Portfolio offers you a compact and clear overview of articulators, their special features and applications.




# ARTICULATORS



CA 3.0

CA 3.0 LARGE

 **Material** Anodized aluminum

 **Feature** Enables simple, physiological movement sequences

 **Technical data**

- Bonwill triangle: 110 mm
- Balkwill angle: 25°
- Retrusion track: 1.5 mm
- Immediate side-shift stop: 0 – 2.5 mm fix
- Angle of jaw track adjustable between 0° – 60°
- The CA 3.0 and CA 3.0 LARGE articulators differ in their construction height.


# Advantages




High precision is made possible due to natural simulation of the temporomandibular joint and creation of an occlusal space with the nature-analog double cone.



Versatile in use, as it is suitable for all prosthetics and therefore also for all common set-up techniques. In combination with our Condyloform II NFC<sup>+</sup> posterior teeth, ideal for the Gerber set-up technique.

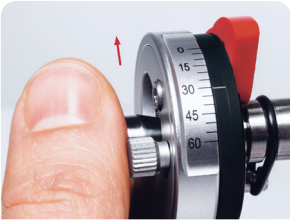


Precise positioning and orientation aid with integrated guide groove so that the rubber band, incisal pointer and occlusal plane are at the same level.



Easier working due to the integrated Split-Cast system.

# Movement pattern



Protrusive movement



Lateral and Bennett movement



Immediate Side Shift (ISS) movement



Retrusive movement

# Accessories



- 1. Universal Face-bow adapter**  
to use other products (facebows) with  
CANDULOR articulators
- 2. Facebow holder adapter for CA 3.0 LARGE**
- 3. Face-bow mount**
- 4. Setup Template & holder**  
(for Candulor mounting plates)
- 5. Instrument holder for Splitex®**  
(for Plate set for Splitex®)

# SYNCHRONIZATION



Using the accessories for synchronization, the CA 3.0 LARGE can be adapted to a height of 126 mm and synchronized with the Artex® articulators\*.

\*compatible with Artex BN, Artex CN, Artex CT, Artex CPR, Artex CR;  
Splitex® and Artex® are registered trademarks of Amann Girrbach GmbH,  
75177 Pforzheim, DE



From the laboratory ...



- For greater efficiency and cost-effectiveness in the dental workflow.

... to the practise



- Workflows are simplified: in the dental workflow, models can be passed between the laboratory and dental practice without the articulator.
- Reduced source of errors: synchronization of the articulators means that errors due to transfer can be avoided.

# Easy calibration



The articulators are perfectly calibrated



Inaccuracies in adjustment are easily visualized with the split centering key

# Accessories for synchronization



1. Mounting plates for Splitex®
2. Calibration key compatible with Splitex®
3. Plastic mounting plates Splitex®
4. Magnetic discs for Splitex® (Ø 35mm)

Wish to try?

We would be pleased  
to advise you.

**Candolor Dental GmbH**

Am Riederngraben 6


D-78239 Rielasingen-Worblingen

**T** +49 (0) 7731 79783-0

**F** +49 (0) 7731 28917

**E** [info@candolor.de](mailto:info@candolor.de)

**W** [candolor.com](http://candolor.com)



**CANDULOR. HIGH END ONLY.**

